

# Application News

Material Testing System

No.i238

## Compression Test for Structural Materials of Lithium-Ion Batteries

### ■ Introduction

Since lithium-ion batteries are light and small, they are used in a wide variety of products, from mobile electronic devices such as cellular phones and notebook PCs to electric cars and hybrid cars. Their inner structural materials are subjected to external force during production processes and to pressure during use. Therefore, evaluation of strength of each structural material is important to maintain consistent quality. A strength measurement was performed on thin or minute materials among various structural materials of lithium-ion batteries. Separators are

usually evaluated by a tensile test or penetration test. A compression test is also important to evaluate them because they are compressed in some processes. Active materials of approximately 10  $\mu\text{m}$  in size located near the electrode need to have a certain compression strength so they will not be destroyed during the coating process. Below are the results of compression tests performed on these materials using the MCT-211 Series Micro Compression Testing Machine.



Fig. 1 External View of the MCT-211 Series  
(with the Side Observation Kit Mounted)

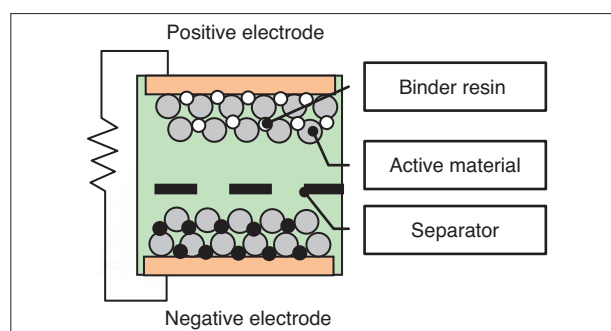


Fig. 2 Structure of Lithium-Ion Battery

### ■ Compression Test on Separator of Lithium-Ion Battery

Table 1 shows the three types of specimens used for the measurement. Table 2 shows accessories used in the test and test conditions. Fig. 3 shows the conceptual diagram of the measurement. Table 3 shows the results of the compression tests on the three types of specimens. The specimens were evaluated by a compression rate where the same test

force was applied. The results clearly show the difference among the three types. Fig. 4 is a graph indicating the test force - displacement relationship of each specimen. The inflexion point of specimen 2 is at around 10 mN (pressure of approximately 5 MPa), indicating that applying too much compression pressure causes plastic deformation to the separator.

Table 1 Specimens

|                    |                  |                  |                  |
|--------------------|------------------|------------------|------------------|
| 1) Specimen Name   | Separator        |                  |                  |
| 2) Specimen Number | ①                | ②                | ③                |
| 3) Thickness       | 20 $\mu\text{m}$ | 20 $\mu\text{m}$ | 10 $\mu\text{m}$ |

Table 2 Test Conditions

|                          |  |
|--------------------------|--|
| 1) Upper Indenter        | Flat indenter (with a diamond tip), 50 $\mu\text{m}$ dia.  |
| 2) Test Mode             | Load-unload test   |
| 3) Test Force (mN)       | 50   |
| 4) Loading Rate (mN/sec) | 2.2  |
| 5) Holding Time (sec)    | 0  |
| 6) Test Method           | A thin layer of liquid glue was applied to a glass plate, the separator was bonded to it, and a compression test was performed using the upper indenter. (See Fig. 2.) |

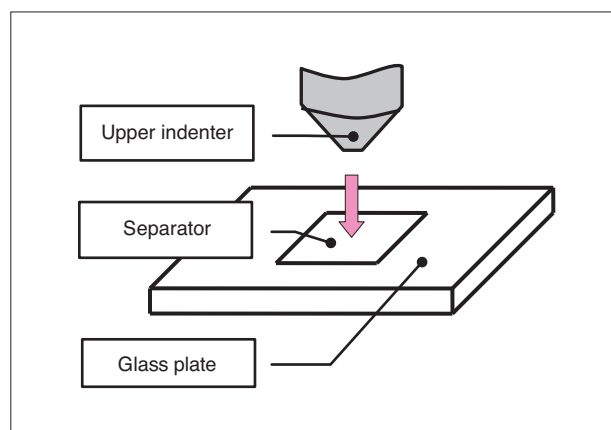
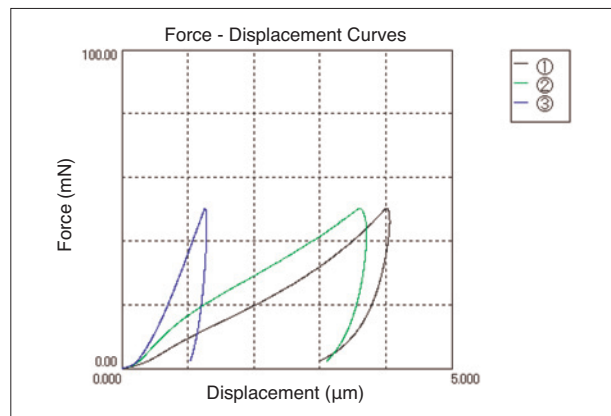


Fig. 3 Conceptual Diagram of Measurement

**Table 3 Test Results**

| Specimen Name | Specimen Number | Maximum Force (mN) | Compression Variation ( $\mu\text{m}$ ) | Compression Rate (%) |
|---------------|-----------------|--------------------|---|----------------------|
| Separator     | ①               | 49.9               | 3.651                                   | 18.3                 |
|               | ②               | 49.9               | 3.371                                   | 16.9                 |
|               | ③               | 50.0               | 1.038                                   | 10.4                 |

Note: The compression rate was calculated by the following calculation formula.  
 Compression rate (%) = (compression volume)/(thickness)  $\times$  100 (%)

**Fig. 4 Results of Compression Test**

### ■ Compression Test on Active Materials

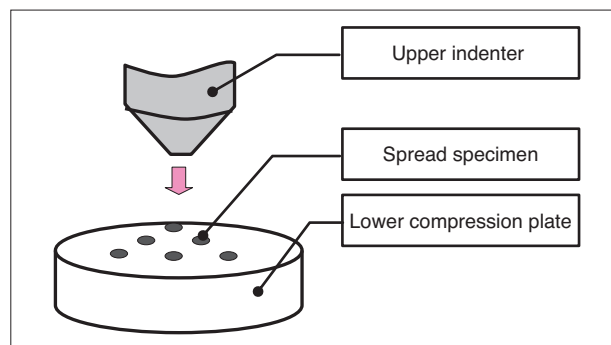
A compression test was performed on two types of active material particles for positive electrode of lithium-ion battery. Table 4 shows test conditions and Fig. 5 shows an image of the test (compressed part). Measurement was performed ten times for each specimen. Then, average values were selected as a representative value for each specimen. (See Table 5 and Fig. 6.) The results clearly indicate the difference

in the strength between the two active materials and lithium cobalt oxide ( $\text{LiCoO}_2$ ) was confirmed to have the higher strength.

As shown above, the MCT-211 Series Micro Compression Testing Machine enables accurate and efficient evaluation of compression characteristics of thin or minute materials used inside lithium-ion battery.

**Table 4 Test Conditions**

|                          |  |
|--------------------------|--|
| 1) Upper Indenter        | Flat indenter (with a diamond tip), 50 $\mu\text{m}$ dia.  |
| 2) Test Mode             | Compression test   |
| 3) Test Force (mN)       | 50   |
| 4) Loading Rate (mN/sec) | 2.2  |
| 5) Holding Time (sec)    | 0  |
| 6) Test Method           | A very small amount of each specimen was spread on the lower compression plate and a compression test was performed on each single particle. (See Fig. 5.) |

**Fig. 5 Conceptual Diagram of the Compressed Part****Table 5 Test Results**

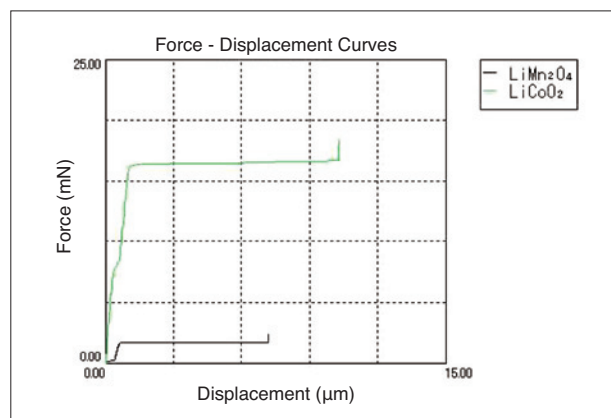
| Specimen Name             | Fracture Force (mN) | Particle Diameter ( $\mu\text{m}$ ) | Strength (MPa) |
|---------------------------|---------------------|-------------------------------------|----------------|
| $\text{LiMn}_2\text{O}_4$ | 1.67                | 13.0                                | 7.79           |
| $\text{LiCoO}_2$          | 16.23               | 13.3                                | 72.75          |

Note: Fracture strength was calculated by the following calculation formula (based on JIS R1639-5\*1).

$$Cs = 2.48 P / \pi d^2$$

Cs: Strength (MPa), P: Fracture force (N), d: Particle diameter (mm)

\*1: Test methods of properties of fine ceramic granules Part 5: Compressive strength of a single granule

**Fig. 6 Force - Displacement Curves**

# Related Solutions

➤ Lithium-ion Battery

➤ Price Inquiry

➤ Product Inquiry

➤ Technical Service /  
Support Inquiry

➤ Other Inquiry