

Application News

No. C103

Liquid Chromatography Mass Spectrometry

Analysis of Nivalenol, Deoxynivalenol, 3-Acetyldeoxynivalenol and 15-Acetyldeoxynivalenol Using Triple Quadrupole LC/MS/MS (LCMS-8050)

Nivalenol and deoxynivalenol are mycotoxins which are produced by the fusarium fungi. A provisional reference value of 1.1 ppm was established in Japan for deoxynivalenol (Notification No. 0521001 issued by the Pharmaceutical and Food Safety Bureau, Japanese Ministry of Health, Labour and Welfare on May 21, 2002). The test methods specified for deoxynivalenol are HPLC for both qualitative and quantitative analysis, and LC/MS for verification testing (Notification No.

0717001 issued by the Dept. of Food Safety, Pharmaceutical and Food Safety Bureau, Japanese Ministry of Health, Labour and Welfare on July 17, 2003).

This paper describes an LC-MS/MS method for high-sensitivity simultaneous analysis of the four compounds, nivalenol, deoxynivalenol and the deoxynivalenol metabolites, 3-acetyl-deoxynivalenol and 15-acetyl-deoxynivalenol.

■ Analysis of a Standard Mixture

Fig. 1 shows the chromatograms obtained using a 2 μ L injection of the four-component standard mixture (each 10 ppb), and Table 1 shows repeatability of retention time and peak areas for the four substances, respectively, using six repeat measurements.

Nivalenols are detected using the heated electrospray ionization (hESI) method in negative mode. Although water and acetonitrile alone can be used as the LC eluent for LC/MS analysis, higher sensitivity was obtained for each compound by adding low-concentration ammonium acetate (in this case, 0.5 mmol/L) to eluent A. Fig. 1 shows the mass chromatograms for the highest sensitivity MRM transitions for each compound. The analytical conditions are shown in Table 2.

Next, six repeat analyses of a 10 ppb standard solution were conducted, corresponding to approximately 1/100 the concentration of the provisional reference value. The relative standard deviations (%RSD) for the measured retention times and peak areas are shown in Table 1. Good repeatability was obtained for both retention time and peak area.

Table 1 Repeatability (10 ppb, n=6)

	R.T. %RSD	Area %RSD
Nivalenol	0.04	2.57
Deoxynivalenol	0.04	6.52
15-Acetyldeoxynivalenol	0.06	4.09
3-Acetyldeoxynivalenol	0.05	2.58

■ Linearity of Calibration Curves

Fig. 2 shows the calibration curves generated using the analytical conditions of Table 2. Excellent linearity with a coefficient of determination greater than $R^2 = 0.999$

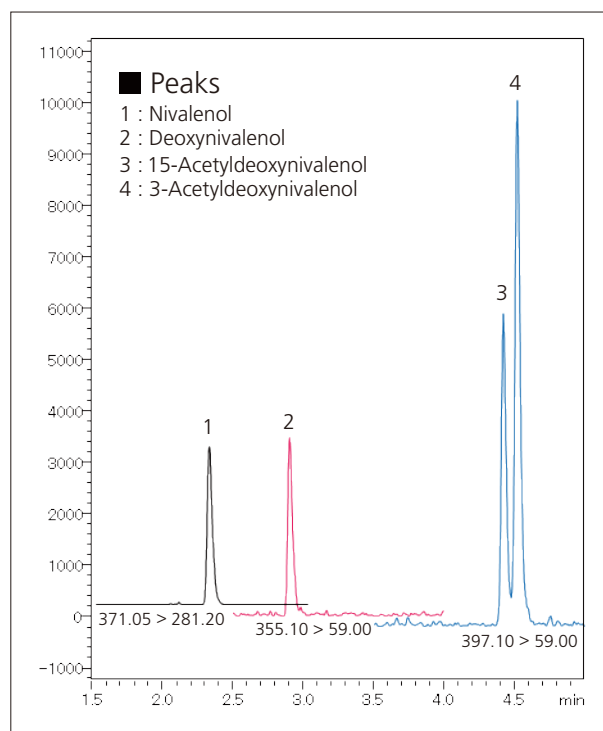


Fig. 1 MRM Chromatograms of a Standard Mixture (10 ppb each)

was obtained for calibration curves using a concentration range from 1 to 250 ppb for each component.

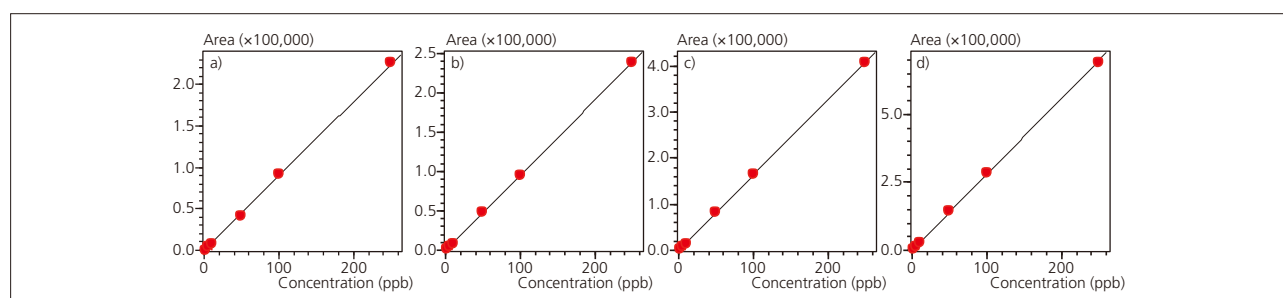


Fig. 2 Linearity of Calibration Curves: a) Nivalenol b) Deoxynivalenol c) 15-Acetyldeoxynivalenol d) 3-Acetyldeoxynivalenol

■ Analysis of Wheat

Fig. 3 describes the sample pretreatment procedure for wheat. The wheat extract solution was purified using either the MultiSep #227 multi-function column (Romer Labs) or the Autoprep MF-T column (Showa Denko K.K.). The chromatograms generated using the samples prepared using the MultiSep #227 (unspiked samples) and the standard-spiked samples, respectively, are shown in Fig. 4. The standard mixture was added to obtain a final concentration of 25 ppb for the four components (about 1/40 of the provisional reference

value), respectively. No large contaminant peaks were detected in the chromatograms of the pretreated samples. Furthermore, although deoxynivalenol was detected, it was at a level below that of the provisional reference value. The spike-and-recovery rates for the four components were excellent, from 101 to 107 %, without any particular matrix effects. Even in samples pretreated using Autoprep MF-T, comparable spike-and-recovery test results were obtained.

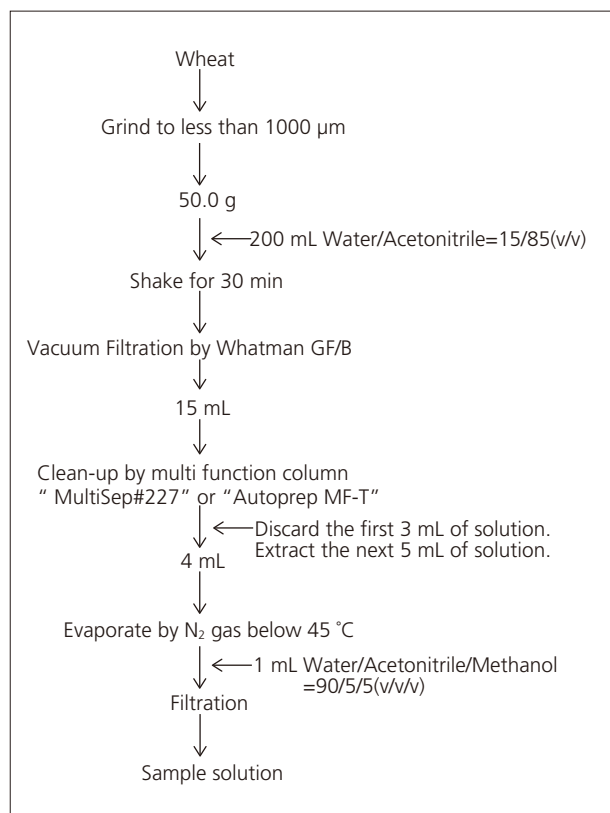


Fig. 3 Pretreatment

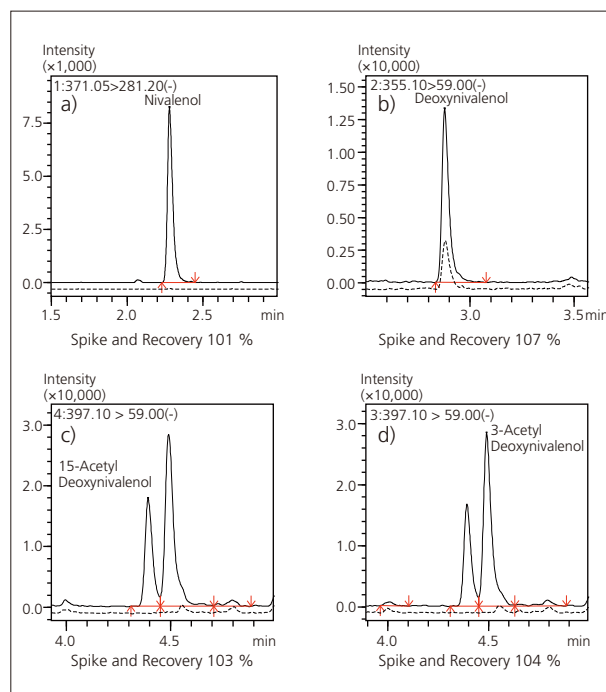


Fig. 4 Chromatograms of Wheat
(Dotted line: Unspiked Sample, Solid line: Spiked Sample, Spiked at 25 ppb each)
a) Nivalenol b) Deoxynivalenol
c) 15-Acetyldeoxynivalenol d) 3-Acetyldeoxynivalenol

Table 2 Analytical Conditions

Column	: Shim-pack XR-ODS III (150 mm L. × 2.0 mm I.D., 2.2 μm)		
Mobile Phases	: A 0.5 mmol/L Ammonium Acetate - Water		
	: B Acetonitrile		
Time Program	: 5 % B (0 min) → 45 % B (5.0 min) → 95 % B (5.01-7.0 min) → 5 % B (7.01 min) → STOP (12 min)		
Flowrate	: 0.3 mL/min		
Column Temperature	: 40 °C		
Injection Volume	: 2 μL		
Probe Voltage	: -3.0 kV (ESI-negative mode)		
DL Temperature	: 100 °C		
Block Heater Temperature	: 200 °C		
Interface Temperature	: 200 °C		
Nebulizing Gas Flow	: 2 L/min		
Drying Gas Flow	: 10 L/min		
Heating Gas Flow	: 10 L/min		
MRM Transition	: Nivalenol	371.05 > 281.20	CE: 16.0 V
	: Deoxynivalenol	355.10 > 59.00	CE: 22.0 V
	: 15-Acetyldeoxynivalenol	397.10 > 59.00	CE: 22.0 V
	: 3-Acetyldeoxynivalenol	397.10 > 59.00	CE: 26.0 V

First Edition: Apr. 2015



Shimadzu Corporation

www.shimadzu.com/an/

For Research Use Only. Not for use in diagnostic procedures.

The content of this publication shall not be reproduced, altered or sold for any commercial purpose without the written approval of Shimadzu. The information contained herein is provided to you "as is" without warranty of any kind including without limitation warranties as to its accuracy or completeness. Shimadzu does not assume any responsibility or liability for any damage, whether direct or indirect, relating to the use of this publication. This publication is based upon the information available to Shimadzu on or before the date of publication, and subject to change without notice.

© Shimadzu Corporation, 2015

Related Products

Some products may be updated to newer models.



> **LCMS-8050**
High Performance Liquid
Chromatograph Triple Quadr...

Related Solutions

> **Microorganisms**

> **Price Inquiry**

> **Product Inquiry**

> **Technical Service /
Support Inquiry**

> **Other Inquiry**