

Application Data Sheet

No. 10

AUTOGRAPH

Material Testing & Inspection

Measurement for Monotonic Equibiaxial Flexural Strength of Glass

Standard No. ASTM C1499-01

Introduction

In recent years, there has been an increase in smart phones, tablets and other mobile devices that use glass. Mobile products require the strength to resist bends, drops and other external forces, and any glass pieces must also be sufficiently strong. For glass, there are typically two types of strength, which are measured by different methods. One type is edge strength, which is obtained from 3-point (or 4-point) bending tests. When glass is cut, microscopic damage (microcracks) appears at the cut surface. With a 3-point (or 4-point) bending test, strength is determined by the fracture from these cracks. In other words, edge strength could be called an indicator of the degree of damage at a fracture surface. The other type is surface strength, which is determined from ring bending tests. In this method, fracture starts near the center of the glass, so there is no cut surface impact. In other words, surface strength could be called an indicator of the strength of the glass surface itself. In this article, we introduce an example of a ring bending test, as per the ASTM standard, to obtain the surface strength of glass.

F. Yano

Measurements and Jigs

Fig. 1 shows a schematic diagram of the jigs used with the ASTM standard (ASTM C1499-01). This standard includes precise specifications regarding the measurements and jigs, a portion of which are shown below.

- The radius of the ring tip is set to between 0.5 and 1.5 times the thickness of the test specimen
- The ratio of the diameters of the load ring and the support ring is between 0.2 and 0.5
- Setting the diameter ratio to 0.2 is recommended for high-strength objects ($\sigma > 1$ GPa) with a low elastic modulus ($E < 100$ GPa).
- Align the load ring and support ring axes using a 90° V block.
- To observe how the glass cracks develop, affix tape to the load ring prior to measurement.

The surface strength evaluated by the glass ring bending test is automatically calculated by a numerical formula preregistered with the software's configurable formula function.

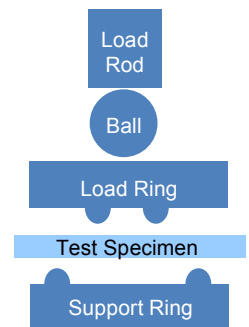


Fig. 1: Ring Bending Schematic

Measurement Results




Fig. 2: Measurement Status

Note: A safety cover is required.



Fig. 3: The Glass After the Test

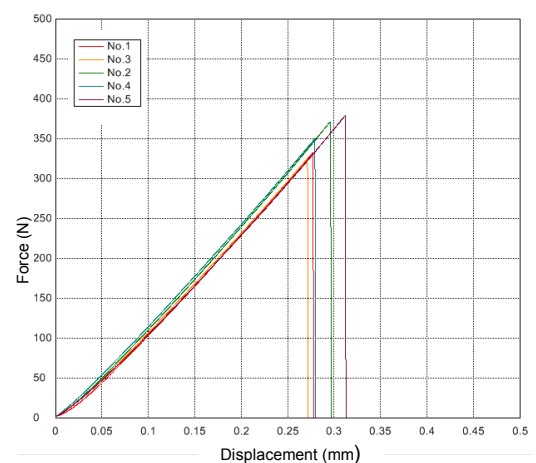


Fig. 4: Force - Displacement Curve

Table 1: Test Conditions

Item	Set Value
Load cell capacity	1 kN
Load speed	1 mm/min

Table 2: Test Results Average

Sample	Surface Strength (MPa)
Borosilicate glass	144

Glass Ring Bending Measurement System

Tester: AGS-X
Load Cell: 1 kN
Test Jig: Ring bending test jigs, safety cover
Software: TRAPEZIUM LITE X



AGS-X Table-Top Precision Universal Tester

Features

- A high-precision load cell is adopted. (The high-precision type is class 0.5; the standard-precision type is class 1.) Accuracy is guaranteed over a wide range, from 1/500 to 1/1 of the load cell capacity. This supports highly reliable test evaluations.
- Crosshead speed range
Tests can be performed over a wide range from 0.001 mm/min to 1,000 mm/min.
- High-speed sampling
High-speed sampling, as fast as 1 msec.
- TRAPEZIUMX LITE X operational software
This is simple, highly effective software.
- Jog controller (optional)
This allows hand-held control of the crosshead position. Fine position adjustment is possible using the jog dial.
- Optional Test Devices
A variety of tests can be conducted by switching between an abundance of jigs in the lineup.

First Edition: February 2013



Shimadzu Corporation

www.shimadzu.com/an/

For Research Use Only. Not for use in diagnostic procedures.

The content of this publication shall not be reproduced, altered or sold for any commercial purpose without the written approval of Shimadzu. The information contained herein is provided to you "as is" without warranty of any kind including without limitation warranties as to its accuracy or completeness. Shimadzu does not assume any responsibility or liability for any damage, whether direct or indirect, relating to the use of this publication. This publication is based upon the information available to Shimadzu on or before the date of publication, and subject to change without notice.

© Shimadzu Corporation, 2013

Related Products

Some products may be updated to newer models.



> Autograph AGS-X Series

AUTOGRAPH Table-TOP Precision Universal Tester

> Price Inquiry

> Product Inquiry

> Technical Service / Support Inquiry

> Other Inquiry