

Radiography System  
**RADspeed fit**



Radiography System  
**RADspeed fit™**

Fits Your Needs for Ease of Use and Smart Operation

This radiography system integrates ease-of-use features from premium systems in a simple manner. The system is equipped with a floating tabletop that can support up to 320 kg, and a detachable grid to reduce patient exposure. Furthermore, with its high image quality due to the large output power, and its simple operability, this radiography system provides a sense of ease and comfort.



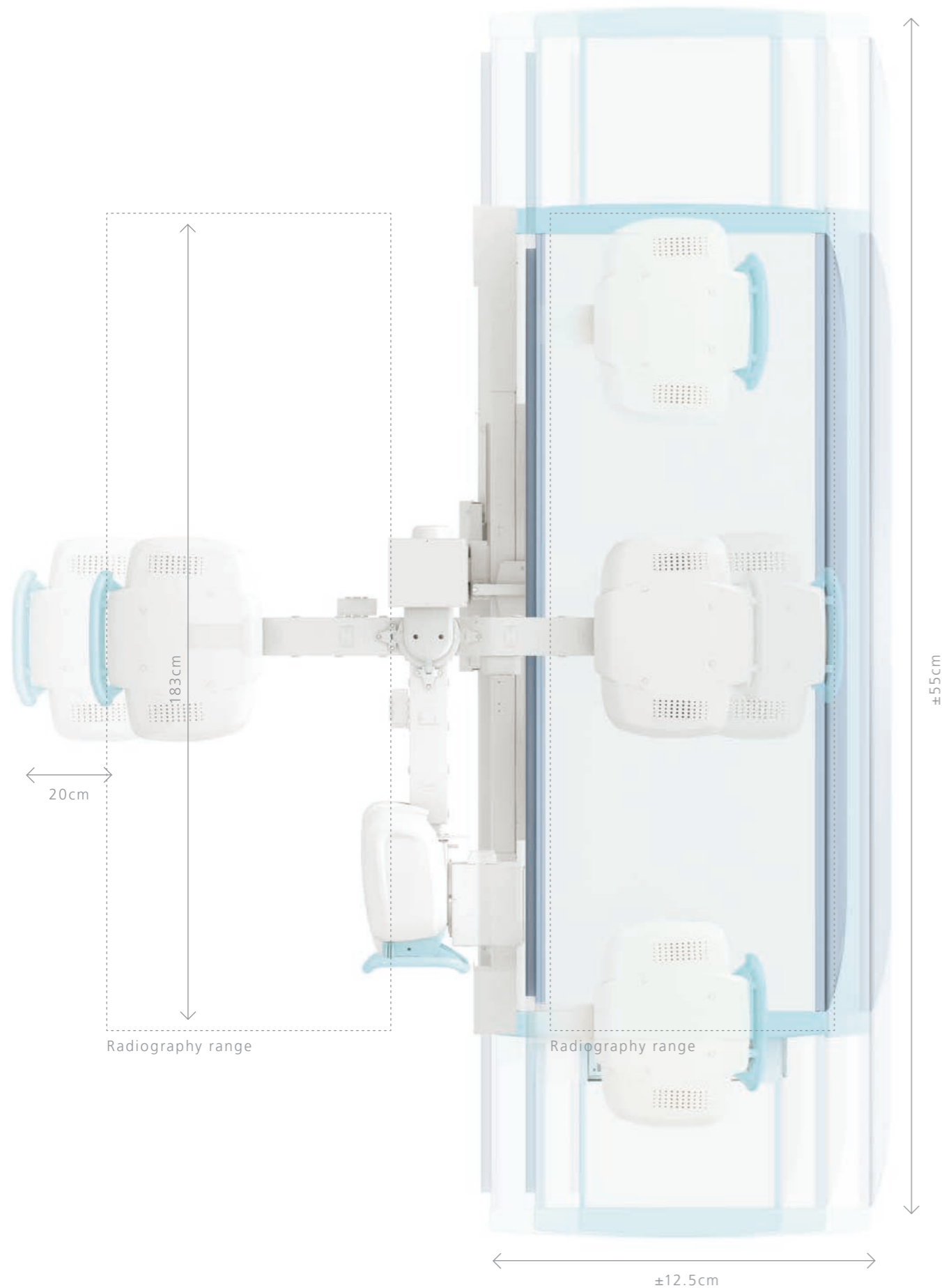
Smart Operation

Reliability



Fits your Clinical Needs for Flexible Positioning





Smart Operation

Reliability

Stress-Free Flexible Positioning

### Offers Wide Radiographic Coverage Through a Combination of Tabletop Movement and X-Ray Tube Support

Although the main unit is compact, the tabletop and X-ray tube can be moved freely over a wide range, for truly easy positioning.

### Electromagnetic Lock System Offers Sure and Easy Positioning

Thanks to the one-touch electromagnetic lock system, making fine adjustments to the radiography position and securing it firmly, can be done easily and smoothly. The exposure field lamp lights up automatically during lateral movement of the table top to ensure correct positioning.

### The All-Free Switch Enables Speedy Positioning with Minimum Operations

To support speedy positioning, the system is equipped with an All-Free switch that allows you to freely move the X-ray tube vertically or laterally with a single touch.

### X-ray Tube Arm Swivel Capability Supports Stretcher or Wheelchair Examination

The X-ray tube arm can pivot 180° around the support column, so you can perform radiography with a stretcher or wheelchair along the far side of the tabletop. Radiography can be performed smoothly even during emergency transport. (Rotation is mechanically locked.)

### Confirm The Irradiation Field Clearly with an LED Light

A newly incorporated LED light indicates the irradiation field more clearly. The long-life LED reduces the frequency of replacement.

Smart Operation

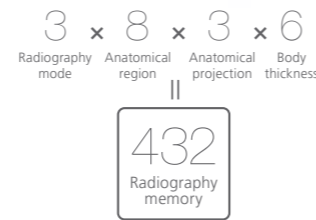
Reliability

User-Friendly Operation



### Simple Operation with 432 Anatomical Programs

Radiographic conditions are easily configured, thanks to an extensive anatomical program system. The optimal radiography conditions can be configured quickly by combining the radiography technique with the anatomical region, the anatomical projection, and the body thickness.



### New Exam Navigation System Helps You to Make Appropriate Examinations

When the radiography position and radiography technique are selected, a new navigation program displays information such as the radiography distance, the cassette size, and whether the grid is necessary. Accurate preparations for radiography can be performed smoothly, even at busy facilities.

### Color-Coded LED Status Indicator

A status indicator has been adopted to color code the system status. This is achieved using environmentally friendly LEDs.



Stand by

X-ray ready

Exposure

Smart Operation

Reliability

High Reliability Dose Optimization

### Large Output Power Achieves High End Image Quality

This system is equipped with a high-output X-ray generator with a maximum tube current of 500 mA (32 kW type) or 630 mA (56 kW type), levels that are unprecedented in conventional integrated radiography systems. This provides imaging quality on par with high end models, and improves the quality of X-ray image diagnoses.



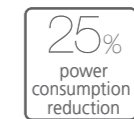
### Sturdy and Smooth Floating Tabletop Movement

The tabletop can support up to a 320 kg patient load. Examinations can be performed safely even on larger patients.



### Power-Saving Design in Harmony with Nature

Although radiography systems consume large amounts of power during radiography operations, they are almost always on standby while switched on. The RADspeed fit is equipped with an energy-saving feature that limits standby power during idle time.



### Detachable Grid Ensures Both Low Patient Dose and High-Quality Images

During pediatric radiography, the grid can be removed to reduce radiation. As a result, unnecessary radiation during examinations is eliminated.

### Answering the Patient's Concerns about Radiation Exposure

Recently, there are increasing concerns about X-ray radiation in clinical practice. In response to this and to reduce dosages, the RADspeed fit includes a function that calculates and displays the X-ray dose. This makes it easy to answer questions from the patient.

### DR Ready Scalable Platform

The RADspeed fit can be upgraded to a digital system suited to your expansion plans. This system is scalable at any time in accordance with your budget.

Label Description : Radiography System RADspeed fit

Founded in 1875, Shimadzu Corporation, a leader in the development of advanced technologies, has a distinguished history of innovation built on the foundation of contributing to society through science and technology. We maintain a global network of sales, service, technical support and applications centers on six continents, and have established long-term relationships with a host of highly trained distributors located in over 100 countries. For information about Shimadzu, and to contact your local office, please visit our website at [www.shimadzu.com](http://www.shimadzu.com)



## Shimadzu Corporation

### Headquarters

1, Nishinokyo-Kuwabara-cho, Nakagyo-ku, Kyoto 604-8511, Japan  
<https://www.shimadzu.com/med/>



Shimadzu Corporation Medical Systems Division has been certified by TÜV Rheinland as a manufacturer of medical systems in compliance with ISO9001:2015 Quality Management Systems and ISO13485:2016 Medical Devices Quality Management Systems.

### Remarks:

- Every value in this catalogue is a standard value, and it may vary a little from the actual at each site.
- The appearances and specifications are subject to change for reasons of improvement without notice.
- Items and components in the photos may include optional items. Please confirm with your sales representative for details.
- Certain configurations may not be available pending regulatory clearance. Contact your Shimadzu representative for information on specific configurations.
- Before operating this system, you should first thoroughly review the Instruction Manual.
- RADspeed fit is trademark of Shimadzu Corporation or its affiliated companies in Japan and/or other countries.
- Company names, products/service names and logos used in this publication are trademarks and trade names of Shimadzu Corporation, its subsidiaries or its affiliates, whether or not they are used with trademark symbol "TM" or "®". Third-party trademarks and trade names may be used in this publication to refer to either the entities or their products/services, whether or not they are used with trademark symbol "TM" or "®". Shimadzu disclaims any proprietary interest in trademarks and trade names other than its own.